


```

1 // CSS for the Toggle
2
3 .onoffswitch {
4   position: relative; width: 100px;
5   width: 100%; margin: 0; user-select: none;
6 }
7 .onoffswitch-checkbox {
8   display: none;
9 }
10 .onoffswitch-label {
11   display: block; position: absolute; cursor: pointer;
12   border: 1px solid #000000; border-radius: 50%;
13 }
14 .onoffswitch-label:after {
15   display: block; width: 20px; height: 10px; padding: 0; line-height: 10px;
16   transition: margin 0.3s ease-in 0s;
17 }
18 .onoffswitch-label:before {
19   display: block; float: left; width: 50%; height: 45px; padding: 0; line-height: 45px;
20   font-size: 20px; color: #000000; font-family: Trebuchet, Arial, sans-serif; font-weight: bold;
21   line-height: 45px;
22 }
23 .onoffswitch-label:after {
24   content: "Color";
25   padding-left: 10px;
26   background-color: #000000; color: #000000;
27 }
28 .onoffswitch-label:after {
29   content: "Arrow";
30   padding-left: 10px;
31   background-color: #000000; color: #000000;
32   text-align: right;
33 }
34 .onoffswitch-switch {
35   display: block; width: 100%; height: 100%; margin: 0;
36   background: #000000; border: 1px solid #000000;
37   position: absolute; top: 0; bottom: 0;
38 }
39
40 .onoffswitch-label:after {
41   width: 100%; height: 100%; margin: 0;
42 }
43 .onoffswitch-label:after {
44   width: 100%; height: 100%; margin: 0;
45 }
46 .onoffswitch-label:after {
47   width: 100%; height: 100%; margin: 0;
48 }
49
50 // CSS for the Toggle
51
52 .onoffswitch {
53   position: relative; width: 100px;
54   width: 100%; margin: 0; user-select: none;
55 }
56 .onoffswitch-checkbox {
57   display: none;
58 }
59 .onoffswitch-label {
60   display: block; position: absolute; cursor: pointer;
61   border: 1px solid #000000; border-radius: 50%;
62 }
63 .onoffswitch-label:after {
64   display: block; width: 20px; height: 10px; padding: 0; line-height: 10px;
65   transition: margin 0.3s ease-in 0s;
66 }
67 .onoffswitch-label:before {
68   display: block; float: left; width: 50%; height: 45px; padding: 0; line-height: 45px;
69   font-size: 20px; color: #000000; font-family: Trebuchet, Arial, sans-serif; font-weight: bold;
70   line-height: 45px;
71 }
72 .onoffswitch-label:after {
73   content: "Color";
74   padding-left: 10px;
75   background-color: #000000; color: #000000;
76 }
77 .onoffswitch-label:after {
78   content: "Arrow";
79   padding-left: 10px;
80   background-color: #000000; color: #000000;
81   text-align: right;
82 }
83 .onoffswitch-switch {
84   display: block; width: 100%; height: 100%; margin: 0;
85   background: #000000; border: 1px solid #000000;
86   position: absolute; top: 0; bottom: 0;
87 }
88
89 .onoffswitch-label:after {
90   width: 100%; height: 100%; margin: 0;
91 }
92 .onoffswitch-label:after {
93   width: 100%; height: 100%; margin: 0;
94 }
95 .onoffswitch-label:after {
96   width: 100%; height: 100%; margin: 0;
97 }

```

图 4: 网页中按钮格式设计




图 5: 这是色块效果图

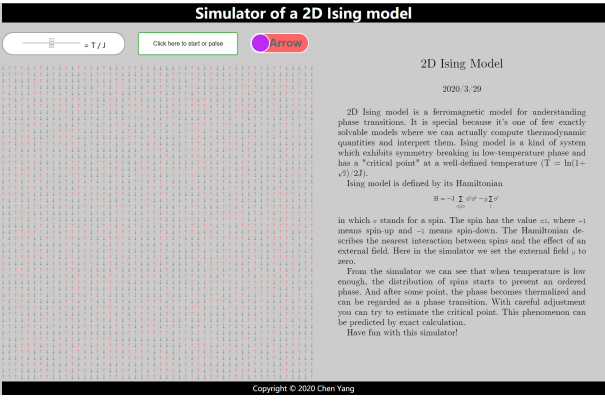


图 6: 这是箭头效果图

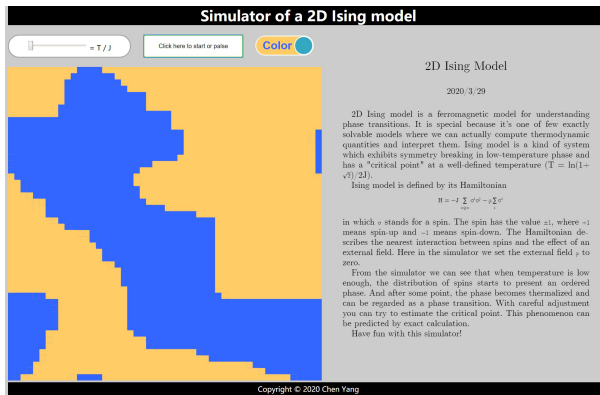


图 7: 这是色块放置十分钟效果图

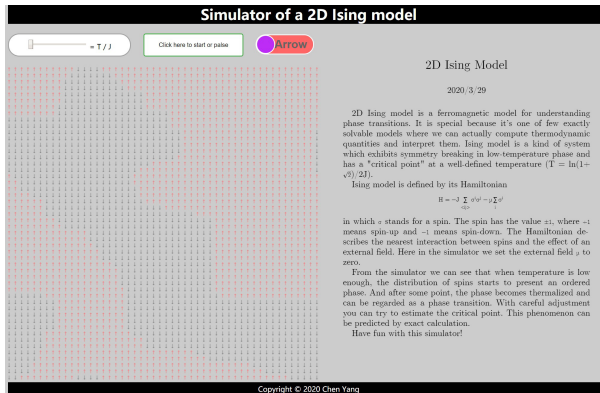


图 8: 这是箭头放置十分钟效果图

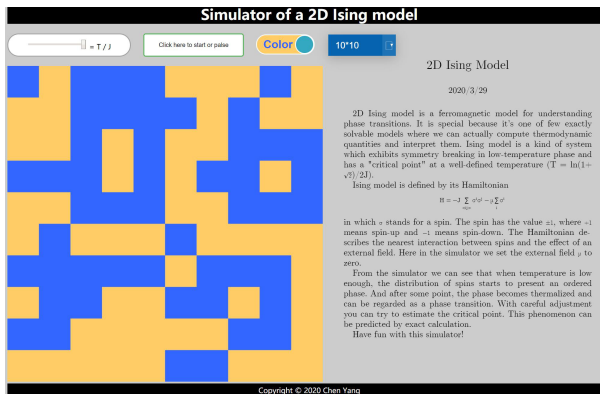


图 9: 这是10x10体系效果图




图 10: 这是50x50体系效果图

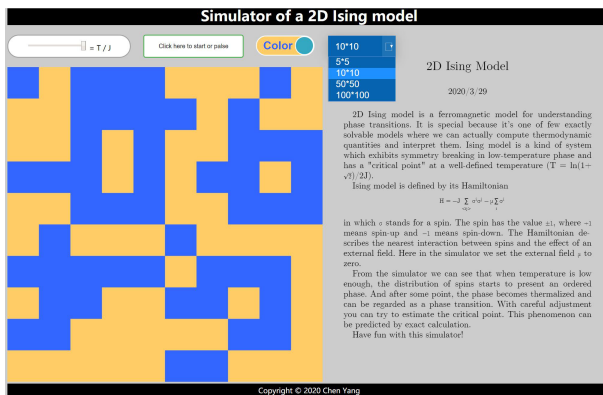


图 11: 这是尺度变换列表