

Preparation to the Young Physicists' Tournaments' 2015

Ilya Martchenko,^{1*} Andrei Klishin,² Reza Montazeri Namin,³ Stanisław Świdwiński,⁴
Aliaksandr Mamoika,⁵ Stanisłaŭ Piatruša,⁶ and Andrei Schetnikov⁷

¹ University of Fribourg and Lund University; ² Massachusetts Institute of Technology; ³ Sharif University of Technology;
⁴ Yale University; ⁵ Belarusian State University; ⁶ Moscow Institute of Physics and Technology; ⁷ Pythagoras School, Novosibirsk

Welcome to the 3rd IYNT in Belgrade!



- The International Young Naturalists' Tournament, IYNT, **bridges gaps** between natural sciences
- The IYNT is focused on participants aged **12 to 16**, and helps them look at core science subjects **as a whole**
- The format of the IYNT has been successfully tested over many years and is based on Evgeny Yunosov's multi-award winning format of the IYPT
- The IYNT wants more teams, and **you** can compete

<http://iynt.org>

Founder's greeting



Dear friends,
The IYPT should have a young brother, Young Naturalists' Tournament. The IYNT would bring something into the current IYPT: motivated and more experienced participants who are fascinated with science.
Evgeny Yunosov

Mission & Vision



The IYNT is an ambassador of science. We participate in outreach, both directly and indirectly. Our activities are highly visible and arouse interest. We encourage a scientific mindset and seek to overcome the barriers in international science education. We are more than a mere competition.



Call for cooperation

- If you are interested in the idea behind the Kit — to structure the earlier knowledge about the physics behind the problems and to encourage students to contrast their personal contribution from the existing knowledge — **your cooperation is welcome**
 - If more contributors join the work on the Kit for 2015, or plan bringing together the Kit for 2016, **good editions may be completed earlier**
 - It would be of benefit for everybody,
 - **students and team leaders**, who would have an early reference (providing a first impetus to the work) and a strong warning that IYPT is all about appropriate, novel research, and not about “re-inventing the wheel”
 - **jurors**, who would have a brief, informal supporting material, possibly making them more skeptical and objective about the presentations
 - **the audience outside the IYPT**, who benefits from the structured references in e.g. physics popularization activities and physics teaching
 - **the IYPT**, as a community and a center of competence, that generates vibrant, state-of-the-art research problems, widely used in other activities and at other events
 - and also **the author (-s)** of the Kit, who could rapidly acquire a competence for the future activities and have a great learning experience
-

IYPT

PHYSICS WORLD CUP



- Do you like what the IYPT organizers do?
- Watch the promo video: <http://youtu.be/O51W8D-qeiA>
- Follow @iypt and @iyptarchive on Twitter





Contact

Ilya Martchenko
IYPT Treasurer
Lund University, Box 124,
SE-22100 Lund Sweden
ilya.martchenko@iypt.org

IBAN CH81 0900 0000 9133 0878 4
BIC POFICHBEXXX

Invitation

- The IYPT is seeking for sponsors
- If you do not donate today, another project of the IYPT will be put on hold
- Being a supporter of the IYPT offers unique publicity, powerful rewards, and much more

Discover the exciting opportunities
at <http://iypt.org/Sponsors>

How to tackle the IYPT problems?



- How to structure a report?
- What level is competitive?
- How to set the goals, fix the priorities, and set the direction of the work?
- How were people resolving particular issues in the past?
- Look through the historical solutions in the Archive :-)
- an opportunity for goal-oriented critical learning
- examples, not guidelines
- those solutions were good, but yours should be better!



Meet the UK 1991 team



Photo by Gordon Woods, July 27, 1991



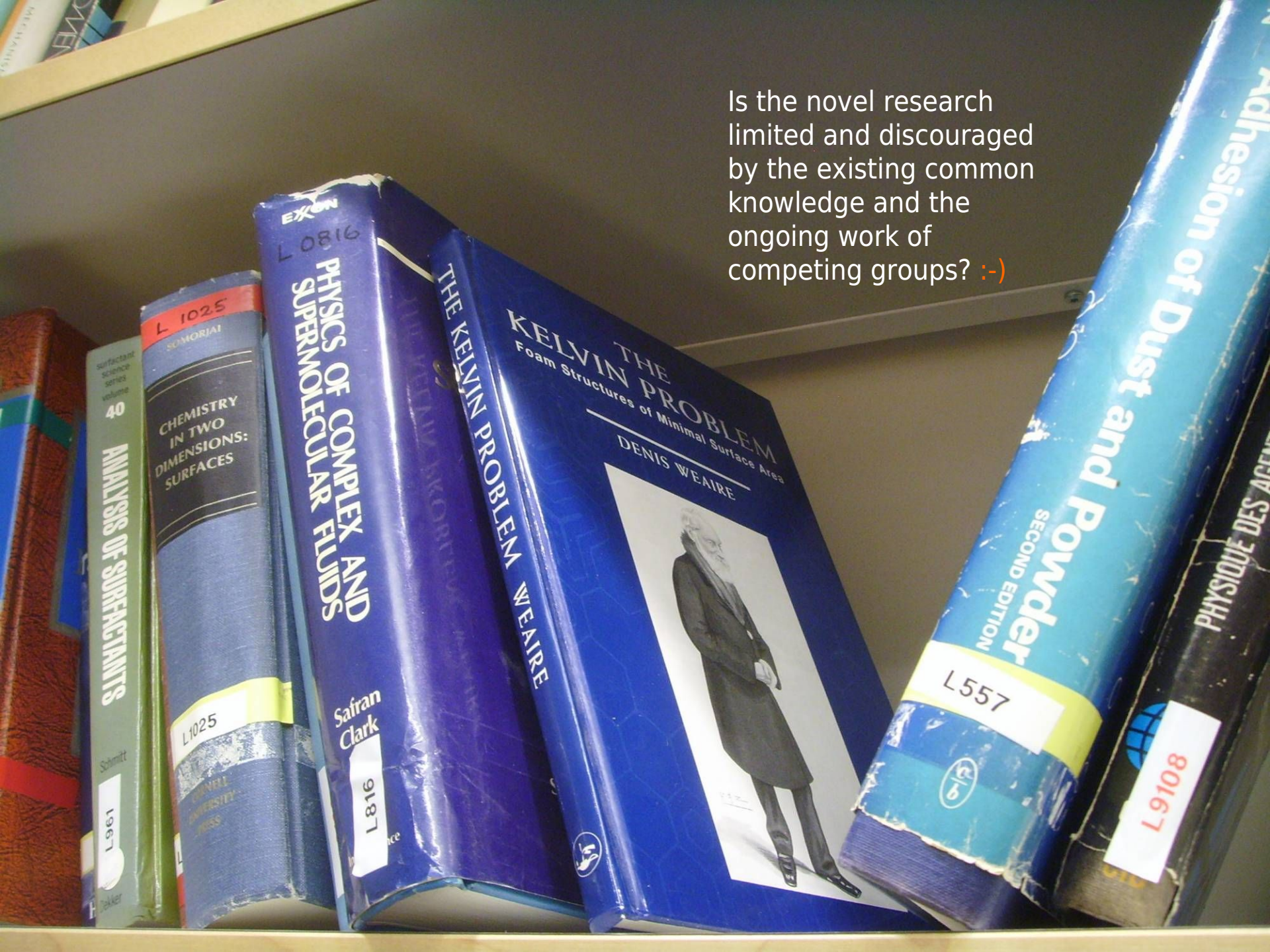
Photo by Sergey Romanchuk, taken nearly simultaneously

- The IYPT Archive missed the names of the UK team members at the IYPT 1991
- **The names are found thanks to Gordon Woods, UK visitor in 1991!**
- Two photos show the team on the stairs of Physics building, Moscow State University

<http://archive.iypt.org/people/#1991>

The Hills Road team:
Jonathan Hall Brendan Bromwich Glenn Foster
Claudia Knights Chris Pepper Louisa Murdin Robert Storey

Is the novel research limited and discouraged by the existing common knowledge and the ongoing work of competing groups? :-)



surfactant science series volume 40

ANALYSIS OF SURFACTANTS

1997

L 1025 SCIMORJAI

CHEMISTRY IN TWO DIMENSIONS: SURFACES

L1025

CHANEL UNIVERSITY PRESS

EXON L 0816

PHYSICS OF COMPLEX AND SUPRAMOLECULAR FLUIDS

Safran Clark

L816

THE KELVIN PROBLEM WEAIRE

THE KELVIN PROBLEM
Foam Structures of Minimal Surface Area

DENIS WEAIRE



L557

Adhesion of Dust and Powder
SECOND EDITION

80167 L9108

PHYSIQUE DES AGGLOMERES

Important information

- The basic goal of this Kit is **not** in providing students with a start-to-finish manual or in limiting their creativity, but **in encouraging** them to
 - regard their work critically,
 - look deeper,
 - have a better background knowledge,
 - be skeptical in embedding their projects into the standards of professional research,
 - and, as of a first priority, be attentive in not “re-inventing the wheel”
 - An early exposure to the culture of **scientific citations**, and developing a **responsible attitude toward making own work truly novel and original**, is assumed to be a helpful learning experience in developing necessary standards and attitudes
 - Good examples are known when the Kit has been used as a **concise supporting material** for jurors and the external community; the benefits were in having the common knowledge structured and better visible
 - Even if linked from iypt.org, this file is **not** an official, binding release of the IYPT, and should under no circumstances be considered as a collection of authoritative “musts” or “instructions” for whatever competition
 - Serious conclusions will be drawn, up to discontinuing the project in its current form, if systematic misuse of the Kit is detected, such as explicit failure of citing properly, replacing own research with a compilation, or interpreting the Kit itself as a binding “user guide”
 - All suggestions, feedback, and criticism about the Kit are warmly appreciated :-)
-

Je ne sais pas. où je vais

mais je suis sur mon chemin.

Habits and customs

- Originality and independence of your work is always considered as of a first priority
 - There is no “correct answer” to any of the IYPT problems
 - Having a deep background knowledge about earlier work is a must
 - Taking ideas without citing is a serious misconduct
 - Critically distinguishing between personal contribution and common knowledge is likely to be appreciated
 - Reading more in a non-native language may be very helpful
 - Local libraries and institutions can always help in getting access to paid articles in journals, books and databases
 - The IYPT is not about reinventing the wheel, or innovating, creating, discovering, and being able to contrast own work with earlier knowledge and the achievements of others?
 - Is IYPT all about competing, or about developing professional personal standards?
-

Requirements for a successful IYPT report


- Novel research, not a survey or a compilation of known facts
 - Balance between experimental investigation and theoretical analysis
 - Comprehensible, logical and interesting presentation, not a detailed description of everything-you-have-performed-and-thought-about
 - Clear understanding of the validity of your experiments, and how exactly you analyzed the obtained data
 - Clear understanding of what physical model is used, and why it is considered appropriate
 - Clear understanding of what your theory relies upon, and in what limits it may be applied
 - Comparison of your theory with your experiments
 - Clear conclusions and clear answers to the raised questions, especially those in the task
 - Clear understanding of what is your novel contribution, in comparison to previous studies
 - Solid knowledge of relevant physics
 - Proofread nice-looking slides
 - An unexpected trick, such as a demonstration *in situ*, will always be a plus
-

How to give a science talk


- Take care of your **listeners**
 - if they all don't get what you say, it's your problem
 - it's your job to do science work and make conclusions. **It's their job to listen**
 - Put yourself in **context** of existing results
 - your **novelty** is only visible in contrast with existing knowledge
 - making **profound conclusions** is harder than measuring and writing formulas and reading papers
 - be proud of your **higher-level achievements** (if you have such)
 - Present a compelling **argument**
 - you want to say that you solved the required problem
 - saying how much you've struggled on it **doesn't help** the case
 - Cut the **non-essential** information
 - if your math is thick, show only core **assumptions** and derived **results**, we trust algebra and simulations
 - if your data is big, show us **trends / slopes / averaging / fits**, not all of it
 - very often, less is more
-

Feynman: to be self-confident?

- “I’ve very often made mistakes in my physics **by thinking the theory isn’t as good as it really is**, thinking that there are lots of complications that are going to spoil it
- — an attitude that anything can happen, in spite of what you’re pretty sure should happen.”



// The epigraph for the IYPT 2015 problems approved
by the IYPT Founder Evgeny Yunosov



“Would you tell me, please, which way I ought to walk from here?”

“That depends a good deal on where you want to get to,” said the Cat.

LEWIS CARROLL

[Carlos Lorenzo 2011]



Problem No. 1 “Packing”


The fraction of space occupied by granular particles depends on their shape. Pour non-spherical particles such as rice, matches, or *M&M's* candies into a box. How do characteristics like coordination number, orientational order, or the random close packing fraction depend on the relevant parameters?

Background reading

- Wikipedia: Kepler conjecture, https://en.wikipedia.org/wiki/Kepler_conjecture
- Wikipedia: Random close pack, https://en.wikipedia.org/wiki/Random_close_pack
- Wikipedia: Coordination number, https://en.wikipedia.org/wiki/Coordination_number
- W. Man, A. Donev, F. H. Stillinger, M. T. Sullivan, W. B. Russel, D. Heeger, S. Inati, S. Torquato, and P. M. Chaikin. Experiments on Random Packings of Ellipsoids. Phys. Rev. Lett. 94, 198001 (2005)
- A. Donev, I. Cisse, D. Sachs, E. A. Variano, F. H. Stillinger, R. Connelly, S. Torquato, and P. M. Chaikin. Improving the density of jammed disordered packings using ellipsoids. Science 303, 990-993 (2004)
- A. Donev, F. H. Stillinger, P. M. Chaikin, and S. Torquato. Unusually dense crystal packings of ellipsoids. Phys. Rev. Lett. 92, 255506 (2004)
- Ch. Song, P. Wang, and H. A. Makse. A phase diagram for jammed matter. Nature 453, 629-632 (2008), [arXiv:0808.2196](https://arxiv.org/abs/0808.2196) [cond-mat.soft]
- J. D. Bernal and J. Mason. Packing of spheres: co-ordination of randomly packed spheres. Nature 188, 910-911 (1960)
- A. Donev, R. Connelly, F. H. Stillinger, and S. Torquato. Hypoconstrained jammed packings of nonspherical hard particles: Ellipses and Ellipsoids. Phys. Rev. E 75, 051304 (2007), [arXiv:cond-mat/0608334](https://arxiv.org/abs/cond-mat/0608334) [cond-mat.mtrl-sci]
- J. D. Berryman. Random close packing of hard spheres and disks. Phys. Rev. A 27, 1053-1061 (1983)

Background reading

- M. P. Ciamarra, A. Coniglio, and M. Nicodemi. Thermodynamics and statistical mechanics of dense granular media. *Phys. Rev. Lett.* 97, 158001 (2006)
- S. Li, J. Zhao, P. Lu, and Y. Xie. Maximum packing densities of basic 3D objects. *Chin. Sci. Bull.* 55, 2, 114-119 (2010)
- G. Delaney, D. Weaire, S. Hutzler, and S. Murphy. Random packing of elliptical disks. *Phil. Mag. Lett.* 85, 2, 89-96 (2005)
- S. Torquato, T. M. Truskett, and P. G. Debenedetti. Is random close packing of spheres well defined? *Phys. Rev. Lett.* 84, 2064 (2000)
- V. Baranau and U. Tallarek. Random-close packing limits for monodisperse and polydisperse hard spheres. *Soft Matter* 10, 3826-3841 (2014)
- Ch. Xia, K. Zhu, Y. Cao, H. Sun, B. Kou, and Y. Wang. X-ray tomography study of the random packing structure of ellipsoids. *Soft Matter* 10, 990-996 (2014)




Problem No. 2 “Plume of smoke”

If a burning candle is covered by a transparent glass, the flame extinguishes and a steady upward stream of smoke is produced. Investigate the plume of smoke at various magnifications.

Background reading

- K. Hill. Waxbows: The Incredible Beauty of a Blown Out Candle (scientificamerican.com, 2013), <http://blogs.scientificamerican.com/but-not-simpler/2013/09/09/waxbows-the-incredible-beauty-of-a-blown-out-candle/>
- Grover Schroyer: Candle album on Flickr (2009), <https://www.flickr.com/photos/14833125@N02/sets/72157625152859983/>
- J. Hemmings. Why do candles only smoke after they've been extinguished? (sciencefocus.com, 2013), <http://sciencefocus.com/qa/why-do-candles-only-smoke-after-theyve-been-extinguished>
- Hollow Flame - looking inside a candle flame (thenakedscientists.com, 2010), <http://www.thenakedscientists.com/HTML/content/kitchenscience/exp/-25aeab656d/>
- S. R. Hanna. Concentration fluctuations in a smoke plume. Atmospheric Environment 18, 6, 1984, 1091-1106 (1967)
- Darren Rossiter: Fun with Candles Album on Flickr (2014), <https://www.flickr.com/photos/darrenrossiter/sets/72157627508330287/>
- Jearl Walker. The Physics and Chemistry Underlying the Infinite Charm of a Candle Flame: Amateur Scientist. Sci. Am. 238, 4, 154-162 (1978)
- Wikipedia: Nucleation, <https://en.wikipedia.org/wiki/Nucleation>



Problem No. 3 “Artificial muscle”

Attach a polymer fishing line to an electric drill and apply tension to the line. As it twists, the fibre will form tight coils in a spring-like arrangement. Apply heat to the coils to permanently fix that spring-like shape. When you apply heat again, the coil will contract. Investigate this ‘artificial muscle’.

Background reading

- C. S. Haines, M. D. Lima, N. Li, G. M. Spinks, J. Foroughi, J. D. W. Madden, S. H. Kim, S. Fang, M. J. de Andrade, F. Göktepe, Ö. Göktepe, S. M. Mirvakili, S. Naficy, X. Lepró, J. Oh, M. E. Kozlov, S. J. Kim, X. Xu, B. J. Swedlove, G. G. Wallace, and R. H. Baughman. Artificial muscles from fishing line and sewing thread. *Science* 343, 6173, 868-872 (2014),
http://gnusha.org/~nmz787/pdf/Artificial_Muscles_from_Fishing_Line_and_Sewing_Thread.pdf,
<http://www.sciencemag.org/content/343/6173/868/suppl/DC1>
- J. Yuan and P. Poulin. Fibers do the twist. *Science* 343, 845-846 (2014)
- Fishing Line Artificial Muscles (youtube.com, from ACESElectromaterials, 19.02.1014),
<http://youtu.be/Tba8Nf02OSI>
- William Herkewitz. Synthetic Muscle Made of Fishing Line is 100 Times Stronger Than the Real Thing (popular mechanics, Feb 20, 2014),
<http://www.popularmechanics.com/science/health/breakthroughs/synthetic-muscle-made-of-fishing-line-is-100-times-stronger-than-the-real-thing-16514805>
- A. Khan. Watch: Scientists make super-strong artificial muscle from fishing line (LA Times, 2014), <http://www.latimes.com/science/sciencenow/la-sci-sn-artificial-muscle-fishing-line-sewing-thread-power-20140220,0,1798223.story#axzz2uJMtXHRk>
- D. Cooper. Spun fishing line turned into muscle. (ABC Science, 2014),
<http://www.abc.net.au/science/articles/2014/02/21/3948996.htm>



Problem No. 4 “Liquid film motor”

Form a soap film on a flat frame. Put the film in an electric field parallel to the film surface and pass an electric current through the film. The film rotates in its plane. Investigate and explain the phenomenon.

Background reading

- A. Amjadi, R. Shirsavar, N. Hamedani Radja, and M. R. Ejtehad. A liquid film motor. *Microfluid and nanofluid.* 6, 5 711-715 (2009)
- E. V. Shiryaeva, V. A. Vladimirov, and M. Yu Zhukov. Theory of rotating electrohydrodynamic flows in a liquid film. *Phys. Rev. E* 80, 4, 041603 (2009), [arXiv:0902.3733v1 \[physics.flu-dyn\]](https://arxiv.org/abs/0902.3733v1), http://maths.york.ac.uk/www/sites/default/files/PhysRevE_film.pdf
- Zh.-Q. Liu, Y.-J. Li, G.-C. Zhang, and S.-R. Jiang. Dynamical mechanism of the liquid film motor. *Phys. Rev. E* 83, 2, 026303 (2011)
- R. Shirsavar, A. Amjadi, A. Tondast-Navaei, and M. R. Ejtehad. Electrically rotating suspended films of polar liquids. *Exp. Fluids*, 50, 2, 419-428 (2011)
- Z.-Q. Liu, G.-C. Zhang, Y.-J. Li, and S.-R. Jiang. Water film motor driven by alternating electric fields: Its dynamical characteristics. *Phys. Rev. E* 85, 3, 036314 (2012)
- Z.-Q. Liu, Y.-J. Li, K.-Y. Gan, S.-R. Jiang, and G.-C. Zhang. Water film washers and mixers: Their rotational modes and electro-hydrodynamical flows induced by square-wave electric fields. *Microfluid. and Nanofluid.* 14, 1-2, 319-328 (2013)
- A. Amjadi, R. Nazifi, R. M. Namin, and M. Mokhtarzadeh. States of motion in an AC liquid film motor: experiments and theory (2013), [arXiv:1305.1779v1 \[physics.flu-dyn\]](https://arxiv.org/abs/1305.1779v1)

Background reading

- A. Amjadi, M. S. Feiz, and R. M. Namin. Liquid soap film generates electricity: A suspended liquid film rotating in an external electric field as an electric generator. *Microfluid. and Nanofluid.* 5, 1-7 (2013), [arXiv:1305.7165v2](https://arxiv.org/abs/1305.7165v2) [[cond-mat.soft](https://arxiv.org/abs/1305.7165v2)]
 - 2009-Water Film Motor (Dept Physics, Sharif Univ. Tech., 2009), <http://phys.sharif.edu/web/medphyslab/2009-water>
 - 2010-Rotation of Polar Liquid Films (Dept Physics, Sharif Univ. Tech., 2010), <http://phys.sharif.edu/web/medphyslab/2010-rotation>
 - 2010-Instability and Rotation of Liquid Crystal Films (Dept Physics, Sharif Univ. Tech., 2010), <http://phys.sharif.edu/web/medphyslab/2010-instability>
 - Liquid Motor Revs Up ([scientificamerican.com](http://www.scientificamerican.com)), <http://www.scientificamerican.com/gallery/liquid-motor-revs-up/>
-




Problem No. 5 “Two balloons”

Two rubber balloons are partially inflated with air and connected together by a hose with a valve. It is found that depending on initial balloon volumes, the air can flow in different directions. Investigate this phenomenon.

Background reading

- F. Weinhaus and W. Barker. On the equilibrium states of interconnected bubbles or balloons. *Am. J. Phys.* 46, 978-982 (1978)
- Wikipedia: Two balloons experiment, http://en.wikipedia.org/wiki/Two-balloon_experiment
- Wikipedia: Elasticity, [http://en.wikipedia.org/wiki/Elasticity_\(physics\)](http://en.wikipedia.org/wiki/Elasticity_(physics))
- Y. Levin and F. L. da Silveira. Two rubber balloons: Phase diagram of air transfer. *Phys. Rev. E*, 69, 051108 (2004)
- Y. Levin and F. L. da Silveira. To grow or to shrink: A tale of two rubber balloons (2004), [arXiv:cond-mat/0403171v1](https://arxiv.org/abs/cond-mat/0403171v1) [[cond-mat.soft](https://arxiv.org/abs/cond-mat/0403171v1)]
- W. Dreyer, I. Müller, and P. Strehlow. A study of equilibria in interconnected balloons. *Q. J. Mechanics Appl. Math.* 35, 3, 419-440(1982)
- Pressure inside a balloon (SCIPP), <http://scipp.ucsc.edu/outreach/balloon/labs/InflationExp.htm>
- B. Denardo and R. Masada. Rubber hysteresis experiment. *Phys. Teach.* 28, 7, 489-491 (1990)
- P. Zendedel Nobari, R. M. Namin, and H. Azizinaghsh. Energy losses and efficiency in a balloon powered car. In: *IYPT Proc. 2010-2011* (AYIMI, IYPT Archive, 2011), http://archive.iypt.org/iypt_book/2011_5_Car_Iran_PZN_RMN_HA_v6.pdf
- Wikipedia: Mullins Effect, http://en.wikipedia.org/wiki/Mullins_effect
- Wikipedia: Laplace Pressure, http://en.wikipedia.org/wiki/Laplace_pressure
- Try this: Baffling balloons (csiro.au), <http://www.csiro.au/helix/sciencemail/activities/laplace.html>
- 2A10.51 Rubber Balloons (brown.edu), <https://wiki.brown.edu/confluence/display/physlecdemo/2A10.51+Rubber+Balloons>
- Ch.-Sh. Chen. Two interconnected rubber balloons as a demonstration showing the effect of surface tension (circle.ubc.ca, 2009), <https://circle.ubc.ca/bitstream/handle/2429/7914/08WT2ChiehShanChen.pdf>

[CMH 2012]



Problem No. 6 “Magnus glider”


Glue the bottoms of two light cups together to make a glider. Wind an elastic band around the centre and hold the free end that remains. While holding the glider, stretch the free end of the elastic band and then release the glider. Investigate its motion.

Background reading

- Wikipedia: Magnus effect, https://en.wikipedia.org/wiki/Magnus_effect
- Wendy Sadler - Magnus Effect.mp4 (youtube.com, from Wendy Sadler, 21.06.2011), <http://youtu.be/DIO774GyRrw>
- Magnus Glider (youtube.com, from Children's Museum of Houston, 20.06.2012), http://youtu.be/l1rdHsTtG_w
- Magnus Glider by Childrens Museum of Houston (instructables.com, 2012), <http://www.instructables.com/file/FJP44INH461WTRW>
- Keith Ostfeld. Make Your Own Magnus Glider (CMH, 2010), <http://www.cmhoustonblog.org/2010/04/26/make-your-own-magnus-glider/>
- R. Nichols. Examination of the aerodynamic characteristics of a Magnus effect glider. PhD Thesis (California Polytech. State Univ., 2008)
- H. M. Barkla and L. J. Auchterlonie. The Magnus or Robins effect on rotating spheres. J. Fluid Mech. 47, 03, 437 (1971)
- W. M. Swanson. The Magnus effect: A summary of investigations to date. J. Basic Eng. 83, 3, 461 (1961)
- Rod Cross. Wind tunnel photographs (Univ. Of Sydney), <http://www.physics.usyd.edu.au/~cross/TRAJECTORIES/Fluidflow%20Photos.pdf>
- B. A. Заворотов. От идеи до модели. М.: Просвещение, 1988
- G. Birkhoff. Hydrodynamics (Princeton Univ. Press, 1960)

and in the movable one. The fixed disc shields part of the other from the induction of the pole, and hence causes the induced currents in that plate and disc to be so located that they are in positions to cause continual attraction between one another and continuously pull round the movable disc into fresh positions, so creating regular rotation. This principle of “shading” a pole is employed in constructing the polar coils of the magnet used in our experiment a moment ago, and the experiments present us with

FIG. 11.



Revolution of a shaded copper plate held over an alternate-current magnetic pole.

Problem No. 7 “Shaded pole”

Place a non-ferromagnetic metal disk over an electromagnet powered by an AC supply. The disk will be repelled, but not rotated. However, if a non-ferromagnetic metal sheet is partially inserted between the electromagnet and the disk, the disk will rotate. Investigate the phenomenon.

WEEKLY EVENING MEETING,

Friday, March 6, 1891.

WILLIAM CROOKES, Esq. F.R.S. Vice-President, in the Chair.

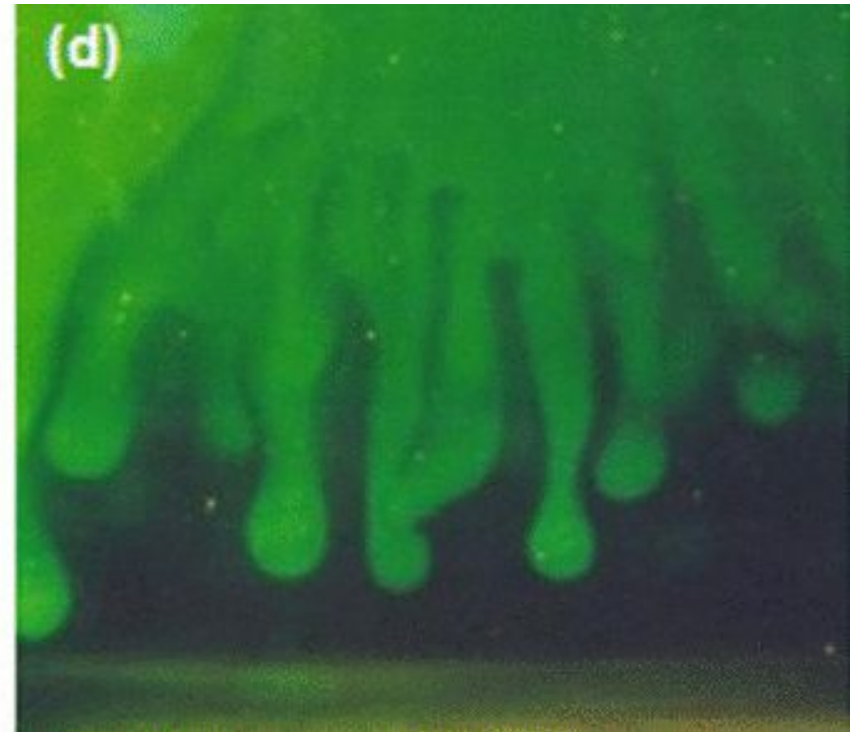
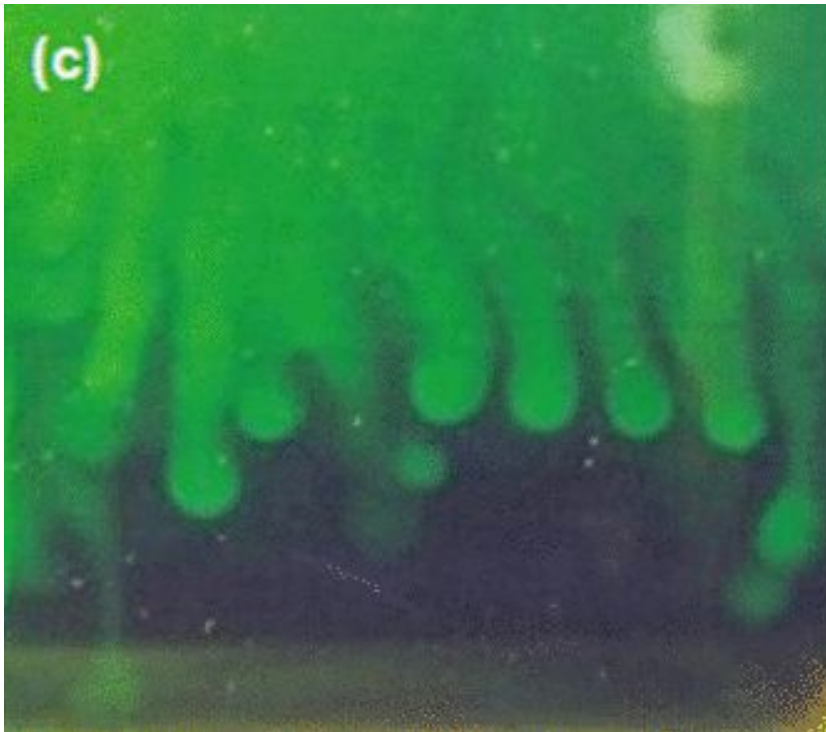
PROFESSOR J. A. FLEMING, M.A. D.Sc. M.R.I.

Electro-magnetic Repulsion.

§ 1. ON the 2nd day of October, 1820, Ampère presented to the Royal Academy of Sciences in Paris an important memoir, in which he summed up the results of his own and Arago's previous investigations in the new science of electro-magnetism, and crowned that labour by the announcement of his great discovery of the dynamical action between conductors conveying electric currents.* Respecting that achievement, when developed in its experimental and mathematical completeness, no less a writer than Clerk Maxwell calls it "one of the most brilliant in the history of physical science." Our wonder at what was then accomplished is increased when we remember that

Background reading

- J. A. Fleming. On electromagnetic repulsion. Proc. Royal Inst. of Great Britain (March 1891), pp. 72-92, https://ia600706.us.archive.org/20/items/RoyalInstitutionLibraryOfScience-PhysicalScienceVol4/RoyalInstitutionVol04_text.pdf; and Journ. Soc. of Arts (May 14, 1890), pp. 296-316, https://ia600301.us.archive.org/32/items/proceedings13roya/proceedings13roya_bw.pdf
- Jearl Walker. 6.22: Turning in the shade of a magnetic field. In: The Flying Circus of Physics with Answers (John Wiley & Sons, 1975), https://ia601208.us.archive.org/4/items/TheFlyingCircusOfPhysicsWithAnswers/Walker-TheFlyingCircusOfPhysicsWithAnswers_text.pdf
- Wikipedia: Shaded-pole motor, http://en.wikipedia.org/wiki/Shaded-pole_motor
- J. F. Gieras, P. Kleinhans, M. L. Manchen, and E. Voss. Experimental investigations of a shaded-pole flat linear induction motor. Proc. 3rd Africon'92 Conf. (1992)
- I. E. Davidson and J. F. Gieras. Performance Analysis of a Shaded-Pole Linear Induction Motor Using Symmetrical Components, Field Analysis, and Finite Element Method. IEEE Trans. on Energy Conversion 15, 1, 24-29 (2000)
- Easy shaded pole motor experiment (youtube.com, from stroll365, 11.07.2009), <http://youtu.be/VvvEvccXRGs>
- Shaded pole motor experiment (youtube.com, from Thomas Kim, 30.07.2013), <http://youtu.be/2jOOwyzFCj0>
- Keith Gibbs. (v) The shaded pole motor (schoolphysics, 2013), http://www.schoolphysics.co.uk/age16-19/Electricity%20and%20magnetism/Electromagnetism/text/Electric_motor_ac/index.html
- A. A. Евсюков. Электротехника. М.: Просвещение, 1979



Problem No. 8 “Sugar and salt”

When a container with a layer of sugar water placed above a layer of salt water is illuminated, a distinctive fingering pattern may be seen in the projected shadow. Investigate the phenomenon and its dependence on the relevant parameters.

Background reading

- Wikipedia: Schlieren photography, http://en.wikipedia.org/wiki/Schlieren_photography
- J. Taylor and G. Veronis. Experiments on double-diffusive sugar-salt fingers at high stability ratio. *J. Fluid Mech.* 321, 315–333 (1996)
- O. P. Singh and J. Srinivasan. Effect of Rayleigh numbers on the evolution of double-diffusive salt fingers. *Phys. Fluids* 26, 062104 (2014)
- R. W. Schmitt. The characteristics of salt fingers in variety of fluid systems, including stellar interiors, liquid metals, oceans, and magmas. *Phys. Fluids* 26, 9, 2373–2377 (1983)
- Wikipedia: Rayleigh-Taylor instability, http://en.wikipedia.org/wiki/Rayleigh%E2%80%93Taylor_instability
- P. Garaud, J. Brown, A. Traxler, S. Stellmach, and T. Radko. Fingering convection (UC Santa Cruz), http://chandra.as.arizona.edu/~cmeakin/stellarhydro/pdf_slides/Garaud_SantaFe_Workshop.pdf
- Y.-N. Young, H. Tufo, A. Dubey, and R. Rosner. On the miscible Rayleigh–Taylor instability: two and three dimensions. *J. Fluid Mech.* 447, 377–408 (2001)
- J. Yoshida and H. Nagashima. Numerical experiments on salt-finger convection (phys.ocean.dal.ca), http://www.phys.ocean.dal.ca/programs/doubdiff/final_pdfs/salt-finger_numerical.pdf
- T. G. L. Shirtcliffe and J. S. Turner. Observations of the cell structure of salt fingers. *J. Fluid Mech.*, 41, 4, 707–719 (1970)
- J. Walker. The salt fountain and other curiosities based on the different density of fluids. *Amateur Scientist*. In: *Sci. Am.* 10 (1977), <http://jesseenterprises.net/amsci/1977/10/1977-10-body.html>
- The initial growth of salt fingers: Fig. 2 (Univ. of Victoria), <http://csa.phys.uvic.ca/teaching/multi-physics-projects-with-comsol/fluid-mechanics/the-initial-growth-of-salt-fingers/fig-2/view>
- Mixing Physics Science Experiment (youtube.com, from Physics Central, 10.01.2013), <http://youtu.be/NI85oC-3mj0>



Problem No. 9 “Hovercraft”

A simple model hovercraft can be built using a CD and a balloon filled with air attached via a tube. Exiting air can lift the device making it float over a surface with low friction. Investigate how the relevant parameters influence the time of the ‘low-friction’ state.

Background reading

- C. de Izarra and G. de Izarra. Stokes equation in a toy CD hovercraft. Eur. J. Phys. 32, 89-99 (2011), http://www.rose-hulman.edu/~moloney/Ph425/0143-0807_32_1_008%20cd%20hovercraft.pdf
- D. Burchill. Cheap-n-cool hovercraft. Phys. Educ. 38, 6, 490 (2003)
- Cheap toy (cheaperthancupofjoe, 02.01.2010), <http://cheaperthanacupofjoe.tumblr.com/post/365742422/cheap-toy>
- B. R. Elbing, E. S. Winkel, K. A. Lay, S. L. Ceccio, D. R. Dowling, and M. Perlin. Air-layer Induced Skin-friction Drag Reduction (umich.edu, 2007), http://sitemaker.umich.edu/belbing/files/aldr_rev1.pdf
- Balloon Hovercraft (hometrainingtools.com), <http://www.hometrainingtools.com/a/balloon-hovercraft-science-project>
- C. Kapfer and A. Kraushaar. Hovercraft: The Myth, The Legend, The Science (Tualatin High School), <http://tuhsphysics.ttsd.k12.or.us/Research/ib00/KapfKrau/hoverpage.htm>
- CD Hovercraft - Sick Science! #045 (tes.co.uk, 2012), <http://www.tes.co.uk/teaching-resource/CD-Hovercraft-Sick-Science-045-6255026/>
- How a Hovercraft Works (James' Hovercraft Site, 2012), http://www.jameshovercraft.co.uk/hover/hovercraft_concept_theory.php
- M. Z. A. Rashid, M. S. M. Aras, M. A. Kassim, Z. Ibrahim, and A. Jamali. Dynamic mathematical modeling and simulation study of small scale autonomous hovercraft. Int. J. Adv. Sci. Tech. 46, 95-114 (2012), <http://www.sersc.org/journals/IJAST/vol46/6.pdf>
- H. Schlichting. Boundary-Layer Theory (McGraw-Hill, 1968)

Background reading

- J. Armengol, J. Calbó, T. Pujol, and P. Roura. Bernoulli correction to viscous losses: Radial flow between two parallel discs. *Am. J. Phys.* 76, 8, 730-737 (2008)
- J. D. Jackson and G. R. Symmons. An investigation of laminar radial flow between two parallel discs. *App. Sci. Research A*, 15, 1, 59-75 (1965/66)
- T. Denery. Multi-domain modeling of the dynamics of a hovercraft for controller development (MathWorks, 2005), http://www.mathworks.com/tagteam/28442_AIAA-2005-6293_Denery.pdf
- CD Hovercraft - Sick Science! (Steve Spangler Science), <http://www.stevespanglerscience.com/lab/experiments/cd-hovercraft-sick-science>
- CD Hovercraft (youtube.com, from GrandadIsAnOldMan, 18.02.2013), <http://youtu.be/qbAuaN8wlvA>
- Make Toy CD Hovercraft (youtube.com, from Spacepainter, 27.04.2008), <http://youtu.be/sktJTzRtr7M>
- CD balloon hovercraft (youtube.com, from QuestaconNSTC, 06.01.2009), http://youtu.be/Uh2oAlm9P_E
- S. B. Gates. A crude theory of hovercraft performance at zero tilt (Min. Aviation C.P. No. 608, 1962), <http://naca.central.cranfield.ac.uk/reports/arc/cp/0608.pdf>
- Internal Mouthpiece (codecogs.com, 4 Jan 2012), http://www.codecogs.com/library/engineering/fluid_mechanics/pipes/mouthpiece/internal-mouthpiece.php
- Wikipedia: Hele-Shaw flow, http://en.wikipedia.org/wiki/Hele-Shaw_flow
- Wikipedia: Bernoulli's principle, http://en.wikipedia.org/wiki/Bernoulli's_principle



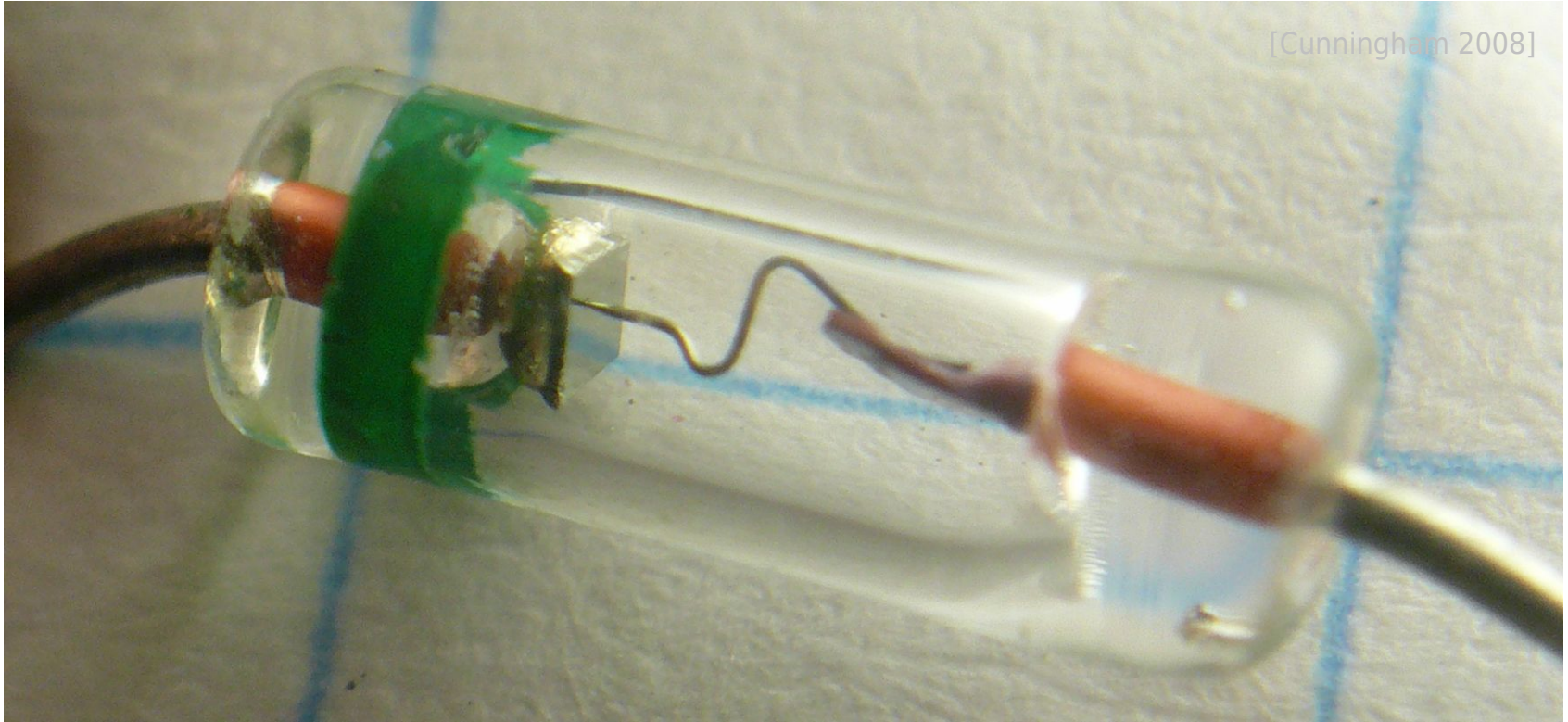
Problem No. 10 “Singing blades of grass”

It is possible to produce a sound by blowing across a blade of grass, a paper strip or similar. Investigate this effect.

Background reading

- How to Whistle with a Blade of Grass (youtube.com, from Howcast, 18.08.2010), <http://youtu.be/qc9Zc2g9D94>
- How To Blow a Grass Whistle (youtube.com, from Prismistic Inkclicks, 26.06.2009), <http://youtu.be/GPwJCeDo8v0>
- how to whistle with grass (youtube.com, from minimemario12, 02.12.2009), <http://youtu.be/FDvLijPTXh0>
- Tacoma Bridge Collapse (youtube.com, from British Pathé, 18.06.2013), <http://youtu.be/XggxeuFDaDU>
- A. P. French. Vibrations and waves (CRC Press, New York, 1971), books.google.com/books?id=RqE26vDmd5wC
- K. Y. Billah, R. H. Scanlan. Resonance, Tacoma Narrows bridge failure, and undergraduate physics textbooks. Am. J. Phys. 59, 118-124 (1991)
- R. Coene. Flutter of slender bodies under axial stress. App. Sci. Res. 49, 175-187 (1992)
- D. Green, W. G. Unruh. The failure of the Tacoma Bridge: A physical model. Am. J. Phys. 74, 706-716 (2006)
- M. P. Païdoussis, S. J. Price, E. de Langre. Fluid-structure interaction: Cross-flow-induced instabilities (Cambridge Univ. Press, 2011), books.google.com/books?id=9BZ_BiOGD0sC
- C. Eloy. Instabilité multipolaire de tourbillons. Thèse de Doctorat, à l'Université Aix-Marseille II (2000)

[Cunningham 2008]



Problem No. 11 “Cat’s whisker”

The first semiconductor diodes, widely used in crystal radios, consisted of a thin wire that lightly touched a crystal of a semiconducting material (e.g. galena). Build your own ‘cat’s-whisker’ diode and investigate its electrical properties.

Background reading

- Wikipedia: Cat's-whisker detector, http://en.wikipedia.org/wiki/Cat's-whisker_detector
- Alan E. Flowers. Crystal and Solid Contact Rectifiers, <http://www.crystalradio.net/minerals/GALENA.PDF>
- J. F. Corrigan. The Popular Wireless Crystal Experimenter's Handbook (1925), http://earlywireless.com/pdf/pw_xtal_experimenter_hdbk.pdf
- H. Winfield Secor, Radio Detector Development, The Electrical Experimenter, January, 1917, pages 652+, <http://earlyradiohistory.us/1917de.htm>
- Build an antique style crystal radio by Ohm, <http://www.instructables.com/id/Build-an-antique-style-crystal-radio/?ALLSTEPS>
- How to: Make a simple Crystal Radio by microman171, <http://www.instructables.com/id/How-to%3A-Make-a-simple-Crystal-Radio/step3/Cats-Whisker-Detector/>
- 1901 - Semiconductor Rectifiers Patented as "Cat's Whisker" Detectors, Computer History Museum, <http://www.computerhistory.org/semiconductor/timeline/1901-semiconductor.html>

[Prajeshbhat 2011]



Problem No. 12 “Thick lens”


A bottle filled with a liquid can work as a lens. Arguably, such a bottle is dangerous if left on a table on a sunny day. Can one use such a ‘lens’ to scorch a surface?

Background reading

- S. Bednarek and J. Krysiak. The use of cylindrical lenses in easy experiments for physics education and the magic arts. Phys. Educ. 46, 5, 591 (2011)
- Start a Fire With a Water Bottle (youtube.com, from Grant Thompson, 18.12.2012), <http://youtu.be/QwQJ-3pZfwc>
- 5 Ways to Start a Fire, Using Water (youtube.com, from Grant Thompson - "The king of Random", 27.09.2013), <http://youtu.be/HCyHC7InMyQ>
- Jim Blackburn. Water Filled Jugs Can Cause Fires (DAC, 2010), <http://www.azfcf.org/docs/DAC/Water-Filled-Jugs.Blackburn.pdf>
- Wikipedia: Lens, [http://en.wikipedia.org/wiki/Lens_\(optics\)](http://en.wikipedia.org/wiki/Lens_(optics))
- Wikipedia: Cylindrical lens, https://en.wikipedia.org/wiki/Cylindrical_lens
- Optics Tutorial - 8 - Cardinal Points (youtube.com, from opticsrealm, 06.12.2012), <http://youtu.be/Hm3ZWI6I6pl>
- A. Latham Baker. Thick-lens optics: An elementary treatise for the student and the amateur (D. van Nostrand, 1912), <https://archive.org/details/thicklensopticse00bakerich>
- W. F. Long. Thick lenses and lens systems (drdrbill.com, 2007), http://www.drdrbill.com/downloads/optics/geometric-optics/Thick_Lenses.pdf
- Thick lens formula (scienceworld.wolfram.com), <http://scienceworld.wolfram.com/physics/ThickLensFormula.html>
- Thick lenses and ABCD formalism (sisu.edu), <http://www.sjsu.edu/faculty/beyersdorf/Archive/Phys158F06/10-12%20Thick%20Lenses%20and%20the%20ABCD%20formalism.pdf>

Background reading

- D.-Ch. Su and Ch.-W. Chang. A new technique for measuring the effective focal length of a thick lens or a compound lens. Opt. Comm. 78, 2 118-122 (1990)
- R. Kingslake and R. B. Johnson. Lens design fundamentals (Academic Press, 2009), [http://f3.tiera.ru/2/E_Engineering/EO_Optical%20devices/Kingslake%20R.,%20Johnson%20R.B.%20Lens%20Design%20Fundamentals%20\(2ed.,%20AP,%202009\)\(ISBN%20012374301X\)\(O\)\(570s\)_EO_.pdf](http://f3.tiera.ru/2/E_Engineering/EO_Optical%20devices/Kingslake%20R.,%20Johnson%20R.B.%20Lens%20Design%20Fundamentals%20(2ed.,%20AP,%202009)(ISBN%20012374301X)(O)(570s)_EO_.pdf)
- Wikipedia: Burning glass, http://en.wikipedia.org/wiki/Burning_glass
- A. J. B. Chaney. Burning glass (Princeton Univ.), <https://www.princeton.edu/~achaney/tmve/wiki100k/docs/Burning-glass.html>
- Wikipedia: Real Image, http://en.wikipedia.org/wiki/Real_image
- Wikipedia: Aberration, http://en.wikipedia.org/wiki/Optical_aberration
- Wikipedia: Spherical Aberration, http://en.wikipedia.org/wiki/Spherical_aberration



Problem No. 13 “Magnetic pendulum”


Make a light pendulum with a small magnet at the free end. An adjacent electromagnet connected to an AC power source of a much higher frequency than the natural frequency of the pendulum can lead to undamped oscillations with various amplitudes. Study and explain the phenomenon.

Background reading

- Wikipedia: Doubochinski's pendulum, http://en.wikipedia.org/wiki/Doubochinski's_pendulum
- Wikipedia: Standard map, https://en.wikipedia.org/wiki/Standard_map
- P. S. Landa and Ya. B. Duboshinskii. Self-oscillatory systems with high-frequency energy sources. Sov. Phys. Usp. 32 723-731 (1989)
- J. Tennenbaum. Amplitude Quantization as an Elementary Property of Macroscopic Vibrating Systems. 21st Century: Science & Technology, 50-63 (W 2005-2006), http://www.21stcenturysciencetech.com/2006_articles/Amplitude.W05.pdf
- D. I. Penner, D. B. Duboshinskiĭ, M. I. Kozakov, A. S. Vermel', and Yu. V. Galkin. Asynchronous excitation of undamped oscillations. Sov. Phys. Usp. 16, 158-160 (1973)
- P. S. Landa. Nonlinear Oscillations and Waves in Dynamical Systems (Kluwer Academic Publishers, 1996)
- V. Damgov and I. Popov. Discrete Oscillations and Multiple Attractors in Kick-excited Systems. Discrete Dyn. in Nature and Soc. 4, 99-124 (2000), <http://downloads.hindawi.com/journals/ddns/2000/985784.pdf>
- Doubochinski's Pendulum (youtube.com, from Angelica Plumet, 28.07.2011), <http://youtu.be/IWx4eKYd9C8>
- Pendule argumentaire Doubochinski - présentation aux Arts et Métiers (youtube.com, from Angelica Plumet, 01.12.2011), http://youtu.be/JijH0_9PcDA, <http://youtu.be/gx9k6oVrYPU>, <http://youtu.be/O3VZJg8CCvs>
- Magnet powered pendulum (youtube.com, from RHEAD100, 12.05.2008), <http://youtu.be/yrKtY7nWc-o>
- Stephen Hoble. Electromagnetic pendulum (stephenhoble.com, 2011), <http://www.stephenhoble.com/blog/2011/05/31/electromagnetic-pendulum-making-it-tell-the-time/>

Background reading

- The Solarbotics SunSwinger Pendulum, http://content.solarbotics.com/products/documentation/solarbotics_sunswinger_kit_jan082007.pdf
- Perpetual Swinging Pendulum (bowdenschobbycircuits.info), <http://www.bowdenschobbycircuits.info/swinger.htm>
- Enrique Zeleny. Chaotic Motion of Perturbed Pendulum (Wolfram Demonstrations Project, April 19, 2013), <http://demonstrations.wolfram.com/ChaoticMotionOfPerturbedPendulum/>
- Nasser M. Abbasi. Chaotic Motion of a Damped Driven Pendulum: Bifurcation, Poincaré Map, Power Spectrum, and Phase Portrait (Wolfram Demonstrations Project, October 12, 2011), <http://demonstrations.wolfram.com/ChaoticMotionOfADampedDrivenPendulumBifurcationPoincareMapPo/>
- MyPhysicsLab - Chaotic pendulum, <http://www.mypysicslab.com/pendulum2.html>
- Thomas Gasenzer. The chaotic physical pendulum (Univ. of Heidelberg), <http://www.thphys.uni-heidelberg.de/~gasenzer/index.php?n1=teaching&n2=chaos>
- Josh Bevivino. The Path from the Simple Pendulum to Chaos (2009), <http://fraden.brandeis.edu/courses/phys39/chaos/Bevivino%20Student%20rept%20pendulum.pdf>
- H. Hauptfleisch, T. Gasenzer, K. Meier, O. Nachtmann, and J. Schemmel, A computer controlled pendulum with position readout (2009), [arXiv:0905.2015](https://arxiv.org/abs/0905.2015) [physics.pop-ph]
- The Damped Driven Pendulum: A Chaotic System, http://www.physics.udel.edu/~jim/PHYS460_660_13S/oscillations&chaos/The%20chaotic%20pendulum.htm
- John H. Hubbard, The Forced Damped Pendulum: Chaos, Complication and Control, <http://www.math.cornell.edu/~hubbard/pendulum.pdf>



Problem No. 14 “Circle of light”

When a laser beam is aimed at a wire, a circle of light can be observed on a screen perpendicular to the wire. Explain this phenomenon and investigate how it depends on the relevant parameters.

Background reading

- H. J. Kong, J. Choi, J. S. Shin, S. W. Yi, B. G. Jeon. Hollow conic beam generator using a cylindrical rod and its performances. Optical Eng. 45, 8, 084005 (2006)
- :-)





Problem No. 15 “Moving brush”

A brush may start moving when placed on a vibrating horizontal surface. Investigate the motion.

Background reading

- A. M. Mitskevich. Motion of a body over tangentially vibrating surface, taking into account of friction. Soviet Physics-Acoustics 13, 348-351 (1968)
- R. J. Stango, S. M. Heinrich, C. Y. Shia. Analysis of constrained filament deformation and stiffness properties of brushes. J. Eng. Ind.-Trans. AMSE 111, 3, 238-243 (1989)
- P. Gutowski and M. Leus. The effect of longitudinal tangential vibrations on friction and driving forces in sliding motion. Tribology Int. 55, 108-118 (2012)
- L. V. V. Useche, M. M. A. Wahab, and G. A. Parker. Brush dynamics: models and characteristics. ASME 8th Biennial Conf. on Eng. Systems Design and Analysis. Am. Soc. Mech. Eng, 2006.
- S. H. I Yao-lin. A analysis of stress field of brush structures with a plane elastic finite element method. J. Geomech. 3, 3 21-29 (1982)
- Wikipedia: Bristebot, <http://en.wikipedia.org/wiki/Bristlebot>
- F. Becker, S. Börner, V. Lysenko, I. Zeidis, K. Zimmermann. On the mechanics of Bristle-bots - modeling, simulation and experiments. In: Proc. ISR 2014 (2-3 June 2014, München), Berlin, VDE-Verl. (2014)
- L. Giomi, N. Hawley-Weld, and L. Mahadevan. Swarming, swirling and stasis in sequestered bristle-bots. Proc. R. Soc. A 469, 2151, 20120637 (2013)
- Mini brush robot (youtube.com, from ZEUS MEFISTO, 08.11.2013), http://youtu.be/llvs0h_2XpY
- ROBOT BRUSH - BUILT and in ACTION - Toy for Kids! (youtube.com, from The General Expert, 24.03.2012), http://youtu.be/-_n_ODRQqWo
- Виброход (youtube.com, from prizolov, 13.02.2014), <http://youtu.be/Qyj3VXGse3M>
- http://www.metacafe.com/watch/1308934/how_to_make_robot_brush/
- А. Сенюткин. Виброходы // Юный Техник № 6, 1977, 65-67, <http://zhurnalko.net/=sam/junyj-tehnik/1977-06--num51>
- Ю. Борисов. Виброход идёт на свет // Юный Техник № 4, 1978, 72-73, http://xn-----6kcbwqeldsdd4a9ag6b6f6b.xn--p1ai/displayimage.php?album=607&pid=37926#top_display_media



Problem No. 16 “Wet and dark”

Clothes can look darker or change colour when they get wet. Investigate the phenomenon.

Background reading

- J. Lekner and M. C. Dorf. Why some things are darker when wet. *Appl. Optics* 27, 7, 1278-1280 (1988)
- Eugene Hecht. *Optics* (Addison-Wesley Longman, 2002)
- Why wet is dark? (physics.stackexchange.com), <http://physics.stackexchange.com/questions/30366/why-wet-is-dark>
- Scientists discover why wet soil is dark (scottishsepticon.wordpress.com, 2011), <http://scottishsepticon.wordpress.com/2011/04/01/scientists-discover-why-wet-soil-is-dark/>
- W. Philpot. Spectral Reflectance of Wetted Soil. *Proc. ASD and IEEE GRS, II* (Boulder, 2010), <http://www.asdi.com/getmedia/eeeb7ad1-c964-44fd-9404-d4870657e738/Spectral-Reflectance-of-Wetted-Soils.pdf.aspx>
- S. A. Twomey, C. F. Bohren, and J. L. Mergenthaler. Reflectance and albedo differences between wet and dry surfaces. *Appl. Optics* 25, 3, 431-437 (1986)
- H. B. Mall Jr and N. da Vitoria Lobo. Determining wet surfaces from dry. *IEEE Proc. 5th Intl Conf on Computer Vision*, 963-968 (1995)
- K. L. Coulson, G. M. Bouricius, and E. L. Gray. Optical reflection properties of natural surfaces. *J. Geophys. Res.* 70, 18, 4601-4611 (1965)



Problem No. 17 “Coffee cup”

Physicists like drinking coffee, however walking between laboratories with a cup of coffee can be problematic. Investigate how the shape of the cup, speed of walking and other parameters affect the likelihood of coffee being spilt while walking.

Background reading

- H. C. Mayer and R. Krechetnikov. Walking with coffee: Why does it spill? Phys. Rev. E 85, 046117 (2012)
- Yeling Dai. Why does coffee spill? (UCSD, 2012), http://x-ray.ucsd.edu/mediawiki/images/1/1d/11-19-12_group_meeting_coffee_spilling.pdf
- H. C. Mayer and R. Krechetnikov. Walking with coffee: when and why coffee spills. http://www.ifuap.buap.mx/workshop12/documents/talks/Talk_Krechetnikov.pdf
- T. Kulczycki, M. Kwasnicki, B. Siudeja. Spilling from a cognac glass (2013), [arXiv:1311.7296v1](https://arxiv.org/abs/1311.7296v1)
- M. R. Turner and T. J. Bridges. Nonlinear energy transfer between fluid sloshing and vessel motion. J. Fluid Mech. 719, 606-636 (2013)
- Natalie Wolchover. Science Reveals How Not to Spill Your Coffee When Walking (livescience.com, May 11, 2012), <http://www.livescience.com/20246-coffee-spill-walking.html>
- Ned Potter. The Physics of Carrying a Coffee Cup Without Spilling (ABC Science, May 11, 2012), <http://abcnews.go.com/blogs/technology/2012/05/the-physics-of-carrying-a-coffee-cup-without-spilling/>



International Young Naturalists' Tournament



Visit iynt.org!

- HOME
- ABOUT IYNT
- GENERAL COUNCIL
- FOUNDATION
- BELGRADE 2015
- CONTACT**

Contact

Check the problems!



Short links

- PROBLEMS 2015**
- IYNT REGULATIONS**
- PRE-REGISTRATION 2015**

Stay in touch



For general requests about the IYNT, media requests, sponsorship and cooperation, please write to info@iynt.org.

Pre-register a team!

Pre-registration of teams

Join our vibrant and growing community, become our entrant or partner, and feel the spirit of the



Preparation to 28th IYPT' 2015: references, questions and advices

Ilya Martchenko,^{1*} Andrei Klishin,² Reza Montazeri Namin,³
Stanisław Świdwiński,⁴ Aliaksandr Mamoika,⁵
Stanisłaŭ Piatruša,⁶ and Andrei Schetnikov⁷

¹Univ. of Fribourg and Lund Univ.; ²Massachusetts Inst. Techn.; ³Sharif Univ. Techn.; ⁴Yale Univ.;

⁵Belarusian State Univ.; ⁶Moscow Inst. Physics & Techn.; ⁷Pythagoras School, Novosibirsk

July 11, 2014...October 10, 2014

* to whom correspondence should be addressed:

ilya.martchenko@iypt.org

<http://ilyam.org>



Follow @iypt and @iyptarchive on Twitter!

 iypt